





3rd Grade Home Learning Calendar Week 2 March 30- April 3

Students are expected to engage in instructional activities for at least three 30-minute sessions a week for both Language Arts and Math.

3rd Grade Distance Learning folder

	Subject Area	Activity 1	Activity 2	Activity 3
<p>Essential Learning Activities</p> <p style="background-color: yellow;">3rd Grade Office Hours: M,W, F 9-11am</p>	<p>Language Arts</p> <p>*Students are expected to read a minimum of 20 minutes each day in addition to activities.</p>	<p>Read the Article, "Attack from Outer space" in the March/ April 2020 issue of Storyworks Jr.. This will lead you on a research journey inspired by your story! Follow this link and use the password vphawks.</p> <p>Complete Step 1: reread the sections "Rock from the Sky" and "Money for Meteorites." Follow the links in the Step 1 box to help you answer "What can scientists learn from meteorites?"</p>	<p>Complete Step 2: Choose a favorite meteorite.</p> <p>Learn more about famous meteorites, including some here in the United States of America! you may have an adult help you do a search on the Internet or use a resource you explored with Mrs. Custard in the library- World Book online.</p> <p>Username: valleypark Password: library</p> <p>You can choose:</p> <ul style="list-style-type: none"> - Willamette meteorite – the largest meteorite ever found in North America - Peekskill meteorite – crashed into a car in New York - Hoba meteorite – the largest meteorite on Earth <p>Complete Step 3: <i>Ask more questions</i> and hunt for answers.</p> <p>Take a few notes on what you have learned!</p>	<p>Complete Step 4: Create a Dazzling Final Product!</p> <p>Choice 1: Imagine that you are the person that discovered the meteorite you chose. Make a presentation explaining what the space rock looks like, how big it is, and how you found it. Include illustrations with your presentation.</p> <p>Choice 2: Create a comic about the day your meteorite hit the Earth. Include the setting and what you imagined happened that day.</p> <p>Choice 3: Imagine your best friend is going to see the meteorite you chose in person. Write your friend a letter describing what they might see when they arrive.</p> <p style="color: red;">Optional Activity: You may also try the "Space Rock Contest" The information and instructions are attached to the article.</p>
	<p>Math</p> <p>Mrs. Kulik and Mrs. Garlich jkulik@vp.k12.mo.us</p>	<p>Complete at least 1-3 Dreambox lessons.</p> <p style="background-color: yellow;">Parents, Mrs. Kulik and Mrs. Garlich would like to let you know we are available to support you at home. Our office hours are from 8-11 Monday- Friday. Please email us at jkulik@vp.k12.mo.us.</p> <p style="background-color: yellow;">Also, please visit our blog Kulik and Garlich Math Site for additional math activities by grade level each week.</p>	<p>Complete at least 1-3 Dreambox lessons.</p>	<p>Complete at least 1-3 Dreambox lessons.</p>
<p>Additional Library Links:</p>	<p>https://vpelemlib.weebly.com/</p> <p>"valleypark" and "library" is the username and password combo for everything except PebbleGo and BrainPop -their combo is "vphawks" and "vp1234". Check the library web page for updated ideas and content. This week you will find a video on "Media Balance". Are you and your family members staying balanced at home? There is also a fun "screen free" activity page to keep learning at home fun! .</p>			
<p>Additional Teacher Links:</p>	<p>Mrs. Gritti's Class Website Mrs. Overman's Website EM Games Mr. Bielick's Class Website Mystery Science Instructions Mrs. Garlich and Mrs. Kulik's Math Blog</p>			

	Subject Area	Activity 1	Activity 2	Activity 3
Optional Learning Activities	Science	Please click the link below to read a great article titled "Rocket Man" about Leland Melvin. After completing the article, there is a short quiz at the end. Rocket Man article	For this activity, you can watch the video on becoming an astronaut. The video is located in the "extend the lesson" section Would you like to be an astronaut? video	The final activity for this article is to practice and learn the vocabulary from the article. The vocab slides will be found in the "extend the lesson" section. Vocabulary
These activities are for your enjoyment and can be done at any time!	Art Share your art with Mrs. McKelvey! Email or post them on your Instagram and tag @vpes_art! Office Hours: M/W/F 9am-11am mmckelvey@vp.k12.mo.us	<u>Nature Art</u> If possible, go on a scavenger hunt outside around your house and find leaves, rocks, sticks, and other things found in nature. Arrange the things you have found in nature to make a picture. Be creative! Your picture can be anything! 	<u>Create a coffee filter/paper towel butterfly!</u> Grab a coffee filter or paper towel. Use markers to color designs all over the coffee filter or paper towel.  Sprinkle or spray the coffee filter with water. Let the coffee filter dry. Pinch together the middle of the coffee filter or paper towel to look like two wings. Use a clothes pin, pipe cleaner or popsicle stick to create the butterfly body. Use this link for a video tutorial! 	<u>Egg carton or paper Towel Roll Sculptures</u> Use recyclables such as egg carton, paper towel rolls, or other recyclables around your house to make a creature, a vehicle, a building, or anything creative you can come up with! Have fun and share your 
PE Activity Links	PE Office Hours: M/W/F 9am-11am zturner@vp.k12.mo.us mmenley@vpk12.mo.us	<u>Do any Go Noodle video</u> <ul style="list-style-type: none">Go to PE Activity Links.Click on Go Noodle under Online Videos Column.Select any Go Noodle video you would like. <u>Do Any Fitness Game</u> <ul style="list-style-type: none">Go to PE Activity Links.Under the Fitness Games columnSelect any Fitness Game listed.	<u>Do any Cosmic Kids video</u> <ul style="list-style-type: none">Go to PE Activity Links,Click on Cosmic Kids under Online videos.Select any Go Noodle video you would like. Take a Family Walk/Hike 20 minutes	<u>Choose any at home recreation activity</u> <ul style="list-style-type: none">Go to PE Activity Links.Select any Activity under the at Home Recreation column.Complete 15-30 minutes.
	Music Office Hours: M/W/F 9am-11am sshrum@vp.k12.mo.us	Click the video below to learn the Nutcracker cup dance. Nutcracker cup dance	Learn the form of the cup dance and teach the cup dance to someone. Click the link below for explanation. Form and explanation of final activities	Create your own cup dance to this song, or just change up a couple of the moves!